

Solecis[®] 5x1 Multi-Format Digital Switcher with DXLink[™] Output

SDX-510M-DX (FG1010-315)



Overview

The Solecis SDX is a family of small digital AV switchers. The 5x1 Multi-Format Solecis provides five user connection points and includes simplified local control which routes the selected signal to both a DXLink and HDMI output. This provides a low cost solution that combines a DXLink Transmitter and digital switcher into a single small form factor device that is commonly used at a table.

COMMON APPLICATIONS

Solecis Digital Switchers are ideal for use in huddle spaces or small classrooms to provide simple switching for multiple sources. In larger rooms with multiple work spaces, a Solecis at each table or desk allows users to share content with the work group or the entire room. In even larger integrated environments Solecis digital switchers can provide easy to use source point switching and distance transmission over DXLink to an Enova DVX or DGX for hub-style building or campus-wide distribution.

FEATURES

- **Multiple Video, Audio and Ethernet Connections** – All the connections you need at the conference table including audio, video, control and network access
- **Switch Inputs Without the Need for a Central Controller** – Provides low cost solution for huddle spaces and classrooms
- **Works with HydraPort Single Button or Keypad Modules** – Provides an elegant installation in a table or lectern
- **Built-in Support for AxLink Keypads** – Forwards keypad commands to a central controller over Ethernet eliminating the need for a separate AxLink cable run
- **HDMI/HDCP with the Simplicity of Analog** - Hassle-free plug-and-play operation eliminates the need for time consuming, cumbersome work-around tools to deal with HDCP key constraints and resolution incompatibilities
- **Simplified Design and Installation** - Audio, video, control, USB signals, Ethernet and power are distributed over one twisted pair cable speeding up installation at remote endpoints
- **Interruption-Free Content** - Exclusive InstaGate Pro[®] Technology allows audio and video to be switched quickly and easily to every connected display without the difficulties typically associated with HDCP

SPECIFICATIONS

GENERAL	
Dimensions (HWD)	1 11/16" (42.16 mm) x 10" (253.8) x 6 15/16" (175.72 mm)
Weight	3.5 lbs (1.6 kg)
Regulatory Compliance	FCC CFR 47 Part 15 Subpart B Class A CE EN 55022 Class A CE EN 55024 CE EN 60950-1 IEC 60950-1 IC ICES-003 Class A C-Tick CISPR 22 Class A VCCI CISPR 22 Class A UL 60950-1 RoHS WEEE
Mounting Options	Compatible with many V Style versatile mounting options. Reference Optional Accessories section below for specific models.
Compatible Enova DGX / DVX and DXLink Products	<ul style="list-style-type: none"> • Enova DGX 100 Series 8/16/32/64 Digital Media Switchers and Enova DGX 8/16/32/64 Digital Media Switchers • Enova DVX-3255HD, DVX-3155HD, DVX-3256HD, DVX-3156HD, DVX-2255HD and 2155HD All-In-One Presentation Switchers • DXLink HDMI Twisted Pair RX
Optional Accessories	<ul style="list-style-type: none"> • AVB-VSTYLE-SURFACE-MNT, V Style Module Surface Mount (FG1010-722) • NMX-VRK, V Style Rack Mounting Shelf (FG3201-60) • MET-6N, Metreau 6-Button Keypad with Navigation <ul style="list-style-type: none"> • White, MET-6N-WH (FG5794-01-WH) • Black, MET-6N-BL (FG5794-01-BL) • MET-7, Metreau 7-Button Keypad <ul style="list-style-type: none"> • White, MET-7-WH (FG5794-03-WH) • Black, MET-7-BL (FG5794-03-BL) • SP-08-AX-US, 8-Button KeyPad (US) with AxLink <ul style="list-style-type: none"> • White, SP-08-AX-US-WH (FG1311-08-SW) • Black, SP-08-AX-US-BL (FG1311-08-SB) • Brushed Aluminum, SP-08-AX-US-BA (FG1311-08-SA) • SP-08-AX-UK, 8-Button KeyPad (UK) with AxLink <ul style="list-style-type: none"> • White, SP-08-AX-UK-WH (FG1311-08-KW) • Black, SP-08-AX-UK-BL (FG1311-08-KB) • Brushed Aluminum, SP-08-AX-UK-BA (FG1311-08-KA) • SP-08-AX-EU, 8-Button KeyPad (Europe) with AxLink <ul style="list-style-type: none"> • White, SP-08-AX-EU-WH (FG1311-08-EW) • Black, SP-08-AX-EU-BL (FG1311-08-EB) • HydraPort with: <ul style="list-style-type: none"> • HPX-U400-MET-6N, Metreau 6-Button Keypad Kit with Carrier (FG554-11-BL-K) • HPX-U400-MET-7 Metreau 7-Button Keypad Kit with Carrier (FG554-13-BL-K) • HPX-U400-R-MET-6N Metreau 6-Button Keypad Ramp Mount Kit (FG564-11-BL) • HPX-U400-R-MET-7 Metreau 7-Button Keypad Ramp Mount Kit (FG564-13-BL)

	<ul style="list-style-type: none"> • CBL-HDMI-FL, HDMI High Speed Flat Cable (FG10-2180-16) • CBL-DP-FL, DisplayPort High Speed Flat Cable (FG10-2181-16) • CBL-ETH-FL, Ethernet Flat Cable (FG10-2182-16) • CBL-RGB+A-FL, RGB with Audio Flat Cable (FG10-2183-16) • CC-USB, USB Programming Cable (FG10-5965)
--	--

SIGNAL TRANSPORT – DXLink	
Connector	(1) RJ-45
Supported Signal Styles	Digital video, audio, Ethernet, bi-directional control and power
Transport Layer Throughput (Max)	10.2 Gbps
Twisted Pair Cable Type	Shielded Cat6, Cat6A and Cat7 DXLink twisted pair cable runs for DXLink equipment shall only be run within a common building where a common building is defined as: the walls of the structure(s) are physically connected and the structure(s) share a single ground reference For more details and helpful cabling information, reference the white paper titled Cabling for Success with DXLink , or contact your AMX representative
Twisted Pair Cable Length	Up to 328 ft (100 m)
HDCP Support	Yes

ACTIVE POWER REQUIREMENTS	
Voltage, AC (Typical)	110-240VAC, 47-63 Hz
Power Consumption (Max)	48 W
Power Connector	IEC Power Cord Connector 100-240 VAC 47-63 Hz
DXLink Power	Supplies power to a DXLink Twisted Pair RX, when used in point-to-point applications

POWER SUPPLY	
Internal, Included	Yes

ENVIRONMENTAL	
Temperature (Operating)	32° to 104° F (0° to 40° C)
Temperature (Storage)	-22° to 158° F (-30° to 70° C)
Humidity (Operating)	5% to 85% RH (non-condensing)
Humidity (Storage)	0% to 90% RH (non-condensing)

USB (HID) KEYBOARD & MOUSE	
USB (HID)	(1) USB Type B Connector (“TO HOST”); connect a Solecis SDX-510M-DX Digital Switcher with DXLink to a PC and emulate keyboard and mouse commands from a DXLink Receiver

FRONT CONNECTORS	
ID Pushbutton	(1) ID Pushbutton, can be used to assign the unit’s Device ID, switch between Static and Dynamic IP

	addressing modes, and reset the unit to factory defaults
AxLink Keypad Control	(1) 4-pin, 3.5 mm Screw Terminal Connector
Ethernet LAN OUT Port	(3) RJ-45
HDMI Output	(1) HDMI Type A Female Connector
DXLink Output	(1) RJ-45
USB Host Port	(1) USB Type B Connector "TO HOST"
USB Device Port	(1) USB Type A Connector, reserved for future use

BACK CONNECTORS	
Advanced Configuration Interface	(1) USB Mini-B Connector
HDMI Inputs	(3) HDMI Type A Female Connectors
VGA Inputs	(2) HD-15 Connectors
Single External Button/LED Control Connector	(1) 3-pin 3.5mm Screw Terminal Connector
Dual External Button/LED Control Connector	(2) 5-pin 3.5mm Screw Terminal Connector
Analog Stereo Inputs	(2) 1/8" mini-Stereo Jack
AC Power Connection	IEC Power Cord Connector

ETHERNET	
Ethernet Connections	(3) RJ-45, 10/100 Port provides TCP/IP communication. This is an Auto MDI/MDI-X enabled port, which allows you to use either straight-through or crossover Ethernet cables. The Ethernet Port LEDs show communication activity, connection status, speeds, and mode information
Ethernet Link/Act Indicator	(1) Link/Activity LED (green) blinks when receiving Ethernet data packets, one on Ethernet RJ-45 connector and one on the front panel
Ethernet Speed Indicator	(1) Speed LED (yellow) lights On when the connection speed is 100 Mbps Ethernet connection and turns OFF when the speed is 10 Mbps

CONTROLS & INDICATORS	
AxLink Keypad Port	(1), 4-pin 3.5 mm captive-wire connector, provides data and power to up to 2 external AxLink Keypads
AxLink Indicator	(1) AxLink Keypad LED (green) indicates the state of the AxLink Keypad port
LINK/ACT Indicator	(1) LED (green), lights when the Ethernet cable is connected and an active link is established. This LED also blinks when receiving Ethernet data packets
Status Indicator	(1) LED (green), indicates boot and connection status
Power Indicator	(1) Power LED (green) indicates the unit is powered on
ID Pushbutton	(1) ID Pushbutton, can be used to assign the unit's Device ID, switch between Static and Dynamic IP addressing modes, and reset the unit to factory defaults

INTEGRATED SWITCHER	
Video Switching	5x1 (dual) audio/video switching, any of 5 inputs can be routed to the HDMI and DXLink output simultaneously
Video Inputs	(2) HD-15; supports RGBHV (3) HDMI; supports HDMI/HDCP
Video Outputs	(1) HDMI; supports HDMI/HDCP

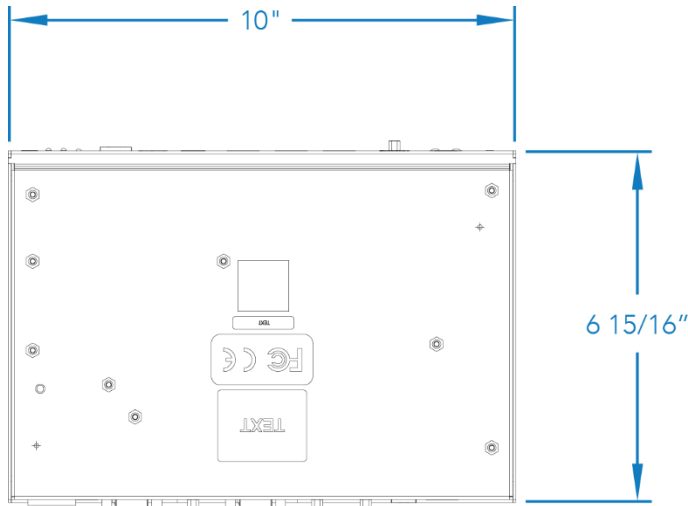
	(1) DXLink; supports digital video, audio, Ethernet, bi-directional control and power
HDCP Support	Yes

HDMI	
Compatible Formats	HDMI, HDCP , DVI
Input Signal Type Support	HDMI DVI-D (Single Link With Cable Adapter) DisplayPort ++ (Input Only, With HDMI Cable Adapter)
Input Connectors	(3) HDMI Type A Female
Output Signal Type Support	HDMI, HDCP, DVI
Input Re-clocking (CDR)	Yes
Deep Color Support	Yes
Color Space Support	RGB 4:4:4 YCbCr 4:4:4 and 4:2:2 (Input signal support for YCbCr 4:4:4 and 4:2:2, output color-space is converted to RGB 4:4:4)
3D Format Support	Yes (HDMI Primary Formats) Frame Packing 1080p up to 24Hz Frame Packing 720p up to 50/60Hz Frame Packing 1080i up to 50/60Hz Top-Bottom 1080p up to 24Hz Top-Bottom 720p up to 50/60Hz Side-by-Side Half 1080p up to 50/60Hz 3D supported when the HDMI DXLink RX Scaler is in Bypass mode and format is 1080p60 or less
Audio Format Support	Dolby TrueHD, Dolby Digital, DTS-HD Master Audio, DTS, 2 CH through 8 CH L-PCM Dolby Digital and DTS support up to 48kHz, 5.1 channels
Audio Resolution	16 bit to 24 bit
Audio Sample Rate	32 kHz, 44.1 kHz, 48 kHz, 96 kHz, 192kHz
HDCP Support	Yes Supports AMX HDCP InstaGate Pro Technology When used with an AMX Digital Media Switcher the key support is up to 16 sinks per output, independent of source device When used as a single point-to-point solution the key support is defined by the source device

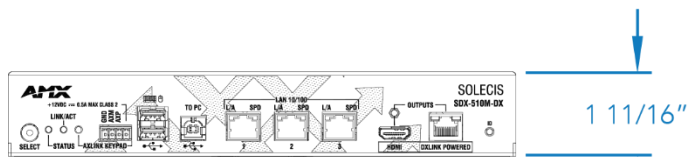
ANALOG VIDEO	
Compatible Formats	RGBHV
Input Connector	HD-15
Resolution Support	up to 1920x1200@60 Hz Reduce Blanking
Auto-Adjust Input	Supported
Digital Processing	24-bit, 165 MHz

STEREO AUDIO	
Input Signal Types	Stereo Analog
Input Connectors	1/8" Mini-Stereo Jack
Analog Input Level (Max)	+2 dBu, unbalanced
Analog to Digital Conversion	48 kHz Sample Rate, 24-bit
Analog to Digital Reference Level	+2.5 dBu = 0 dBfs

For a detailed pictorial drawing please visit: <http://www.amx.com/products/SDX-510M-DX.asp>



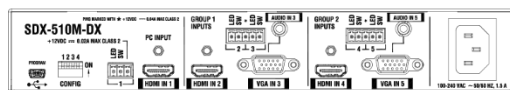
SDX-510M-DX
(Bottom View)




SDX-510M-DX
(Front View)



SDX-510M-DX
(Left View)



SDX-510M-DX
(Back View)



SDX-510M-DX
(Right View)

About AMX by HARMAN

Founded in 1982 and acquired by HARMAN in 2014, AMX® is dedicated to providing AV solutions for an IT World. AMX solves the complexity of managing technology with reliable, consistent and scalable systems comprising control, video switching and distribution, digital signage and technology management. AMX systems are deployed worldwide in conference rooms, classrooms, network operation/command centers, homes, hotels, entertainment venues and broadcast facilities, among others. AMX is part of the HARMAN Professional Group, the only total audio, video, lighting, and control vendor in the professional AV market. HARMAN designs, manufactures and markets premier audio, video, infotainment and integrated control solutions for the automotive, consumer and professional markets. Revised 8.30.16. ©2016 Harman. All rights reserved. Specifications subject to change.

www.amx.com | +1.469.624.7400 | 800.222.0193