

SIGNAL FLOW

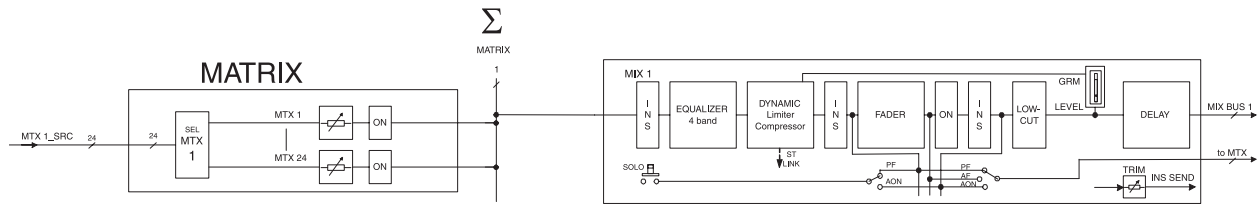


Figure 6-1: Matrix Signal Flow (Vi4 shown, Vi6 has 32 contributions to each matrix, Vi2 has 8).

Only one of up to 16 matrix paths is visible in figure 6-1.

FUNCTION

Instead of a simple output matrix Soundcraft Vi Series™ has a built-in freely-configurable matrix that can have up to 16 Outputs (mono).

Each matrix output is a mix of up to 8 (Vi2), 24 (Vi4) or 32 (Vi6) configurable sources and contains full processing including Equaliser, compressor/limiter and Delay.

Sources to the Matrix can be signals from busses, channel direct outputs or inputs.

Hint: The sources for each matrix out can also be individually patched, the matrix can be utilized as 16 different mixers, each with up to 8 (Vi2), 24 (Vi4) or 32 (Vi6) inputs, with output processing. This could be used, for example, to send the same basic aux mix to several musicians, with each also getting a blend of their own input source mixed in.

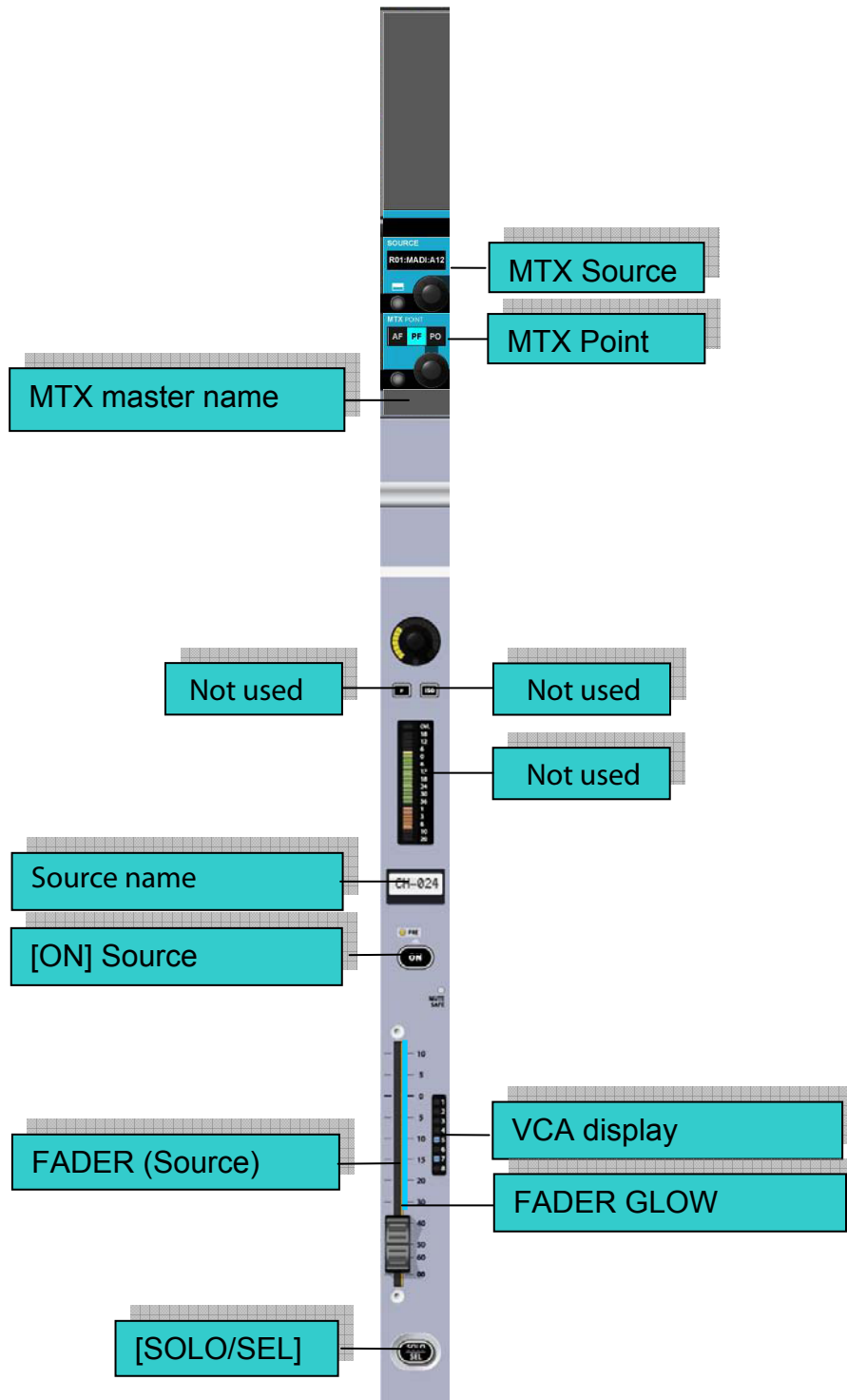


Figure 6-2: Matrix Strip.

Adjusting A Matrix Send Level

Ensure that the [ALL BUSSES] key is **NOT** selected.

Press the [SOLO/SEL] on a matrix master. All the input bays will change to the matrix contributions view and the Faderglow™ illuminates with the matrix colour. The input strip [ON] keys act as ON for the matrix send signals. The fader adjusts the contribution level of the desired source (1..32).

MATRIX CONFIGURATION

This screen opens on all 4 input bays after pressing SOLO/SEL on a matrix master.

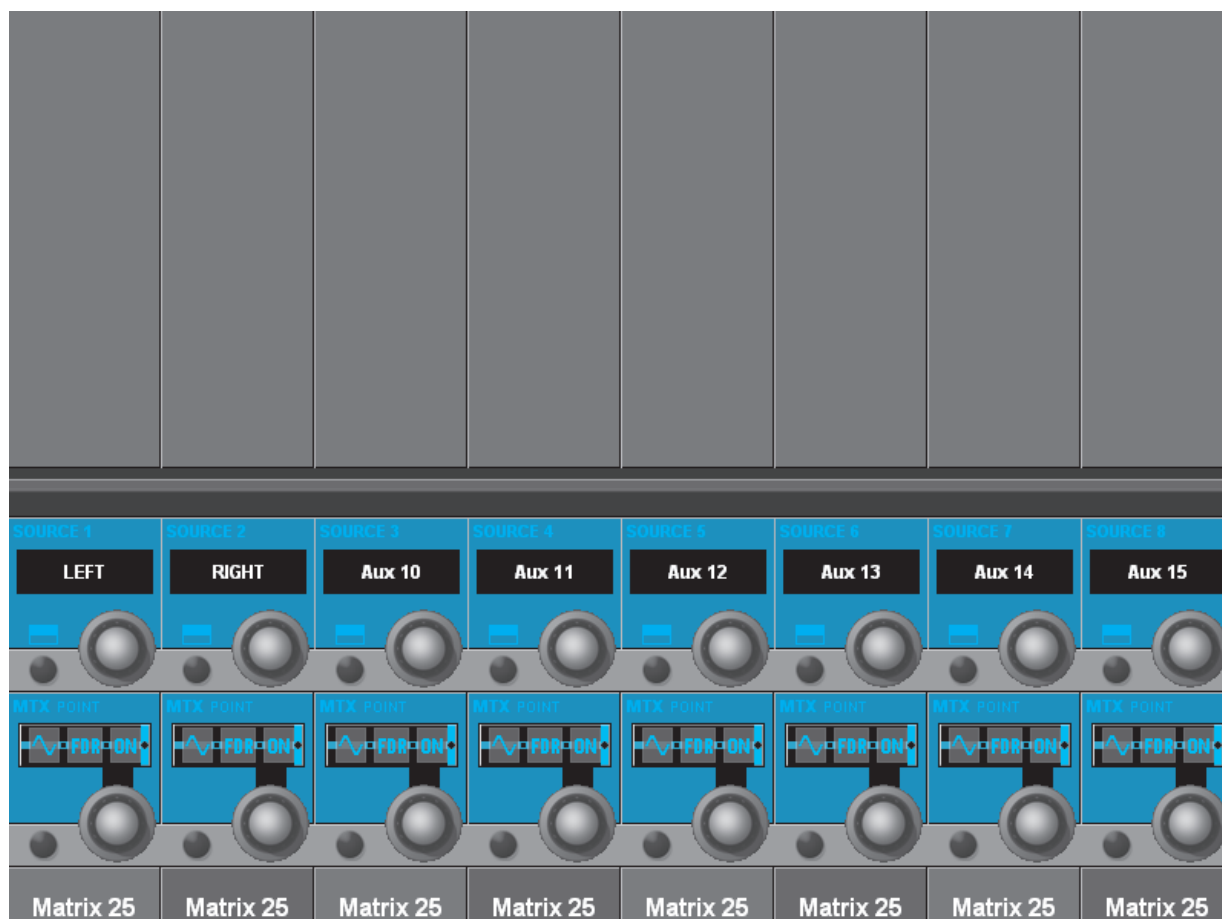


Figure 6-3:Matrix Configuration Page

SOURCE field

Displays the patched source.



The  key opens the Matrix patch configuration page - see chapter 11.

MTX Point Field



The encoder changes the point from where the matrix source signal is taken. Which points are available depends on the Source selected.

MTX Source	Input	Pre-Filter	Pre-Processing	Pre-Fader	Post-Fader	Post ON
Input	*					
Direct OUT		*	*	*	*	
Master BUS				*	*	*